



WEBTRADER TRADING PLATFORM

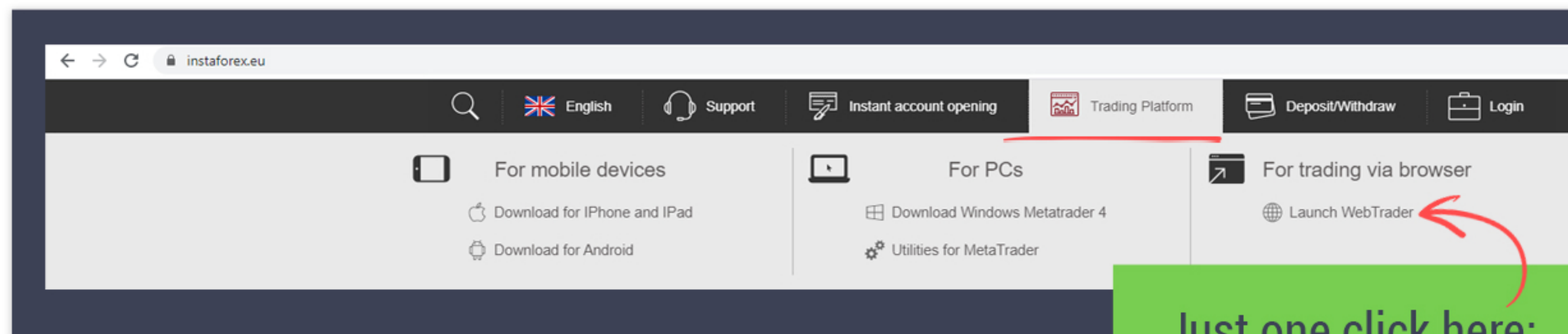
WebTrader is a unique product by InstaForex that enables its **users to trade in the forex**, CFD, and futures markets in a **browser**.

This version has a complete function kit and tool suite characteristic of desktop versions. All trading instruments and account types are available with this web platform.




How to start

Trading on Forex has never been easier with the WebTrader platform by InstaForex. No need to download and install any software. You can work right on a web browser.



Just one click here:

And there you go:



Type in your trading account number and password to log in to the platform.

Platform overview

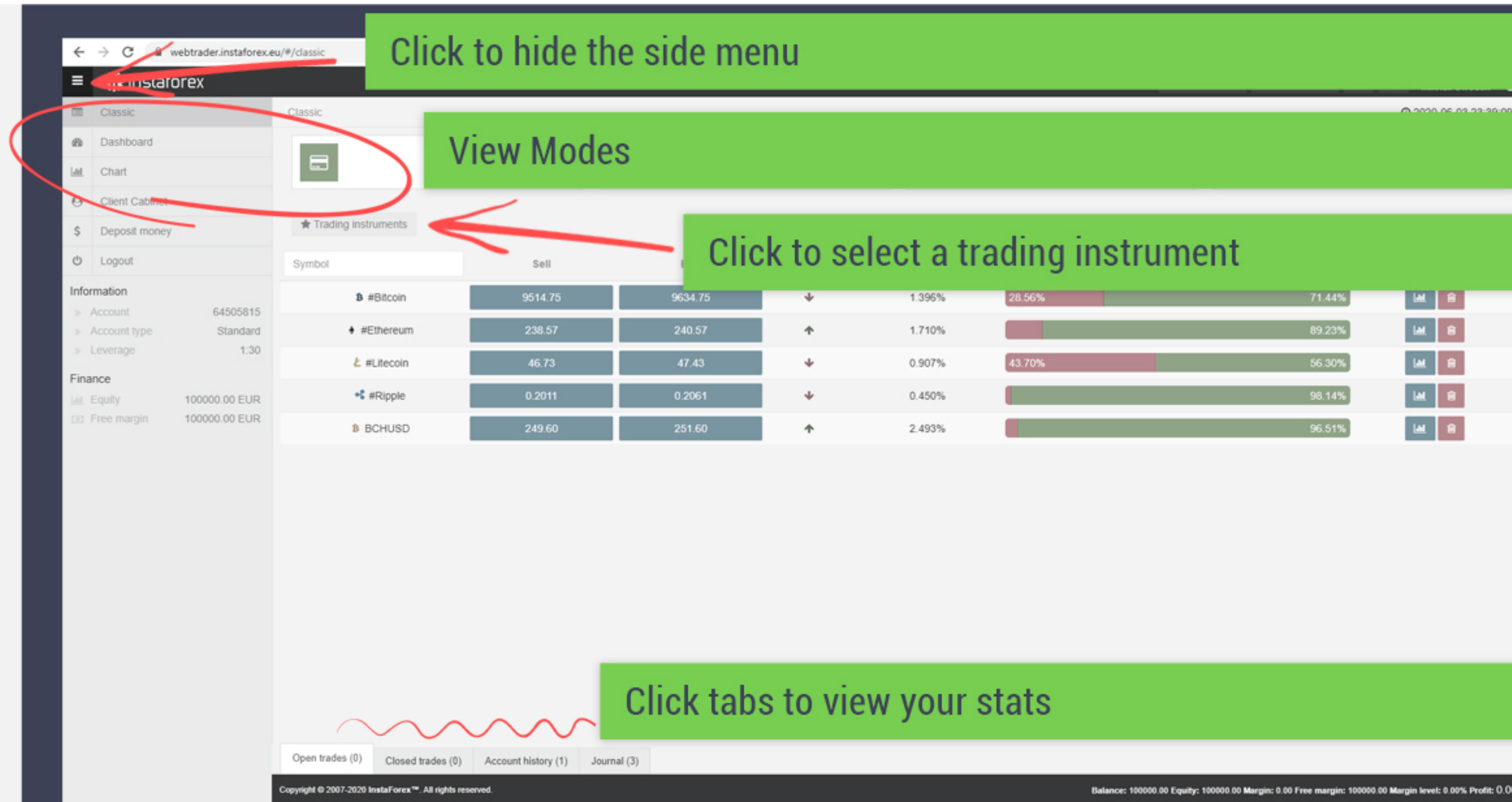
The WebTrader has three view modes:
Classic, Dashboard and Chart.

The interface is intuitive, so you will have no difficulty at navigating on the platform.

Besides the view modes, the side menu shows your account information and the state of your finances. To hide the menu, click a sign in the upper left corner.

Click the Trading instrument button to select any available instrument you want to trade.

At the bottom, you can find the window showing all your trades, the history of transactions and the activity log.



The screenshot shows the WebTrader interface with several annotations:

- Click to hide the side menu:** Points to the hamburger menu icon in the top left corner.
- View Modes:** Points to the 'Classic', 'Dashboard', and 'Chart' buttons in the top left sidebar.
- Click to select a trading instrument:** Points to the 'Trading Instruments' button in the top left sidebar.
- Click tabs to view your stats:** Points to the 'Open trades (0)', 'Closed trades (0)', 'Account history (1)', and 'Journal (3)' tabs at the bottom.

The main content area displays a table of trading instruments with the following data:

Symbol	Sell	Buy	Change	Profit/Loss	Margin	Stop Loss	Take Profit
#Bitcoin	9514.75	9634.75	↓	1.396%	28.56%	71.44%	
#Ethereum	238.57	240.57	↑	1.710%		89.23%	
#Litecoin	46.73	47.43	↓	0.907%	43.70%	56.30%	
#Ripple	0.2011	0.2061	↓	0.450%		98.14%	
BCHUSD	249.60	251.60	↑	2.493%		96.51%	

At the bottom, the status bar shows: Balance: 100000.00 EUR, Equity: 100000.00 EUR, Margin: 0.00, Free margin: 100000.00 EUR, Margin level: 0.00%, Profit: 0.00 EUR.

How to trade

To open a trade, click Sell or Buy buttons. You can easily see them in each view mode:



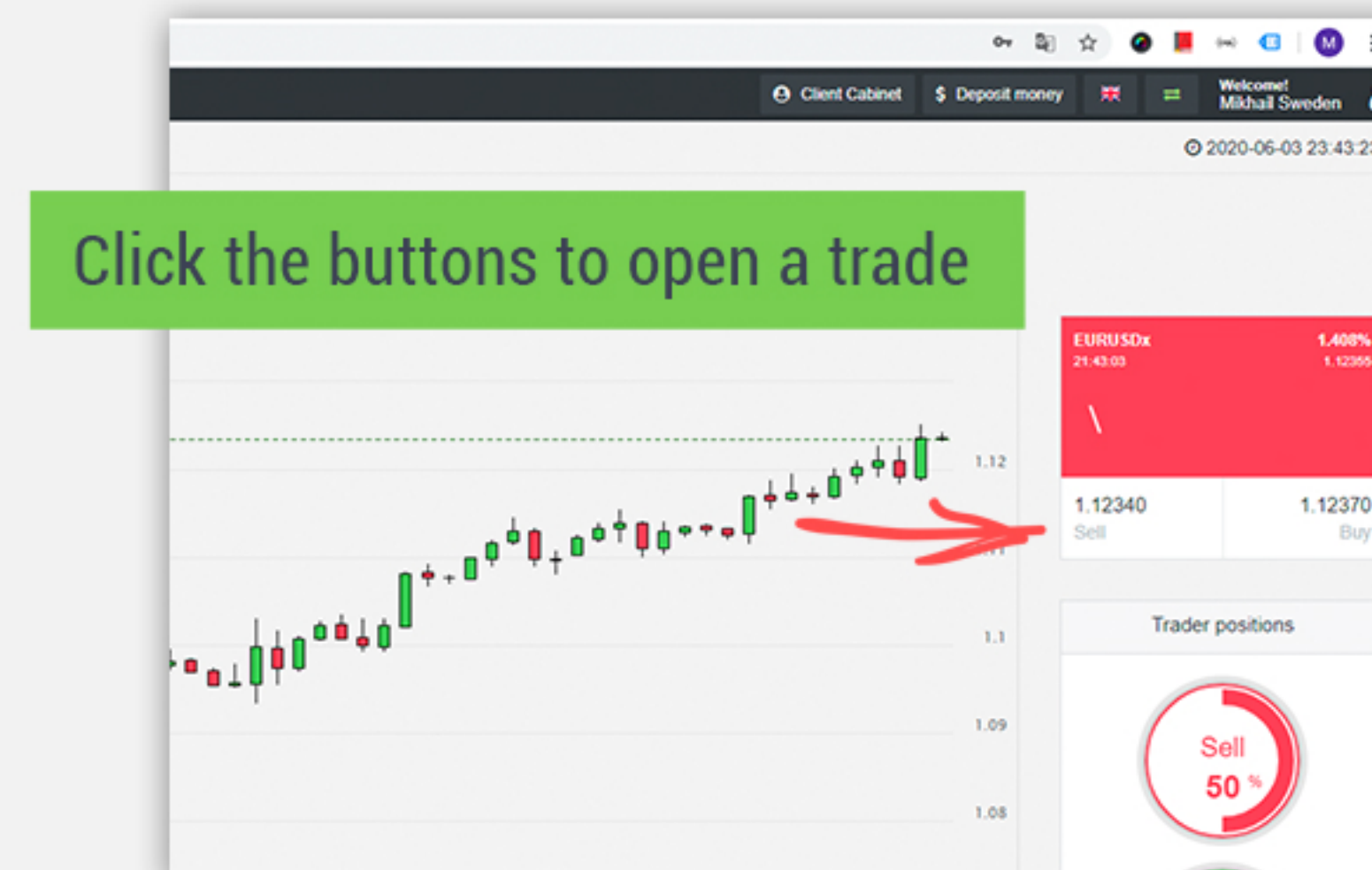
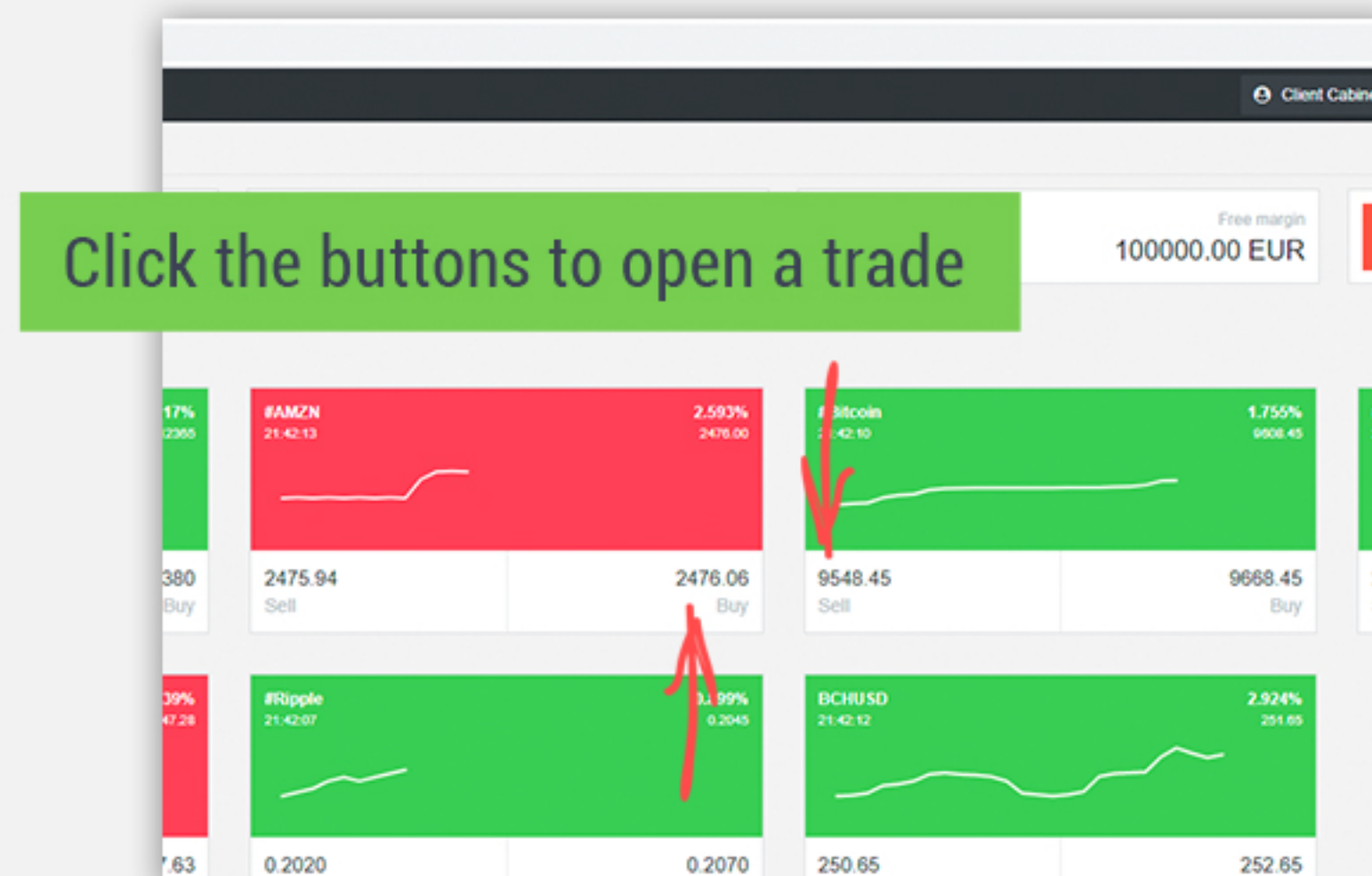
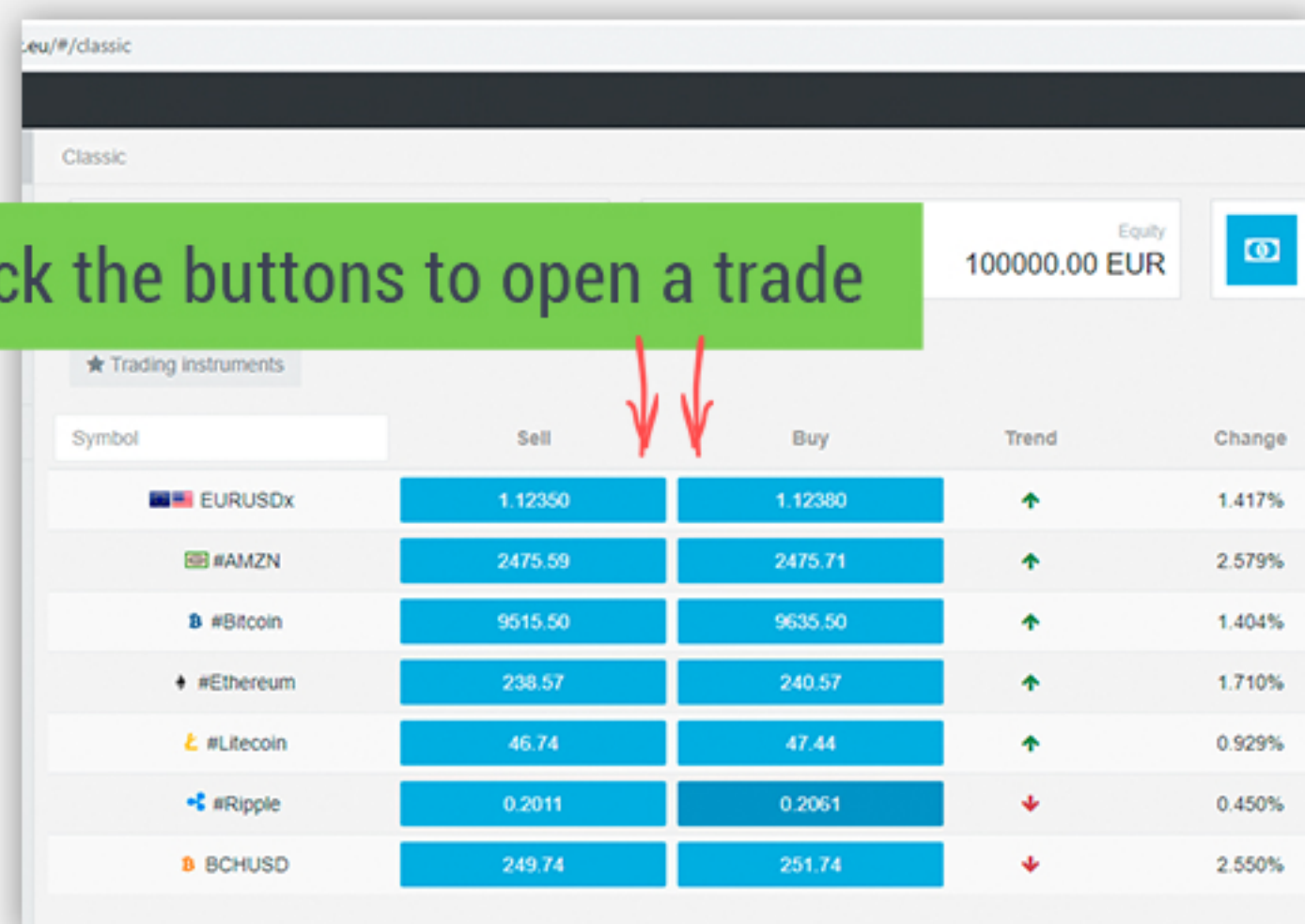
Classic



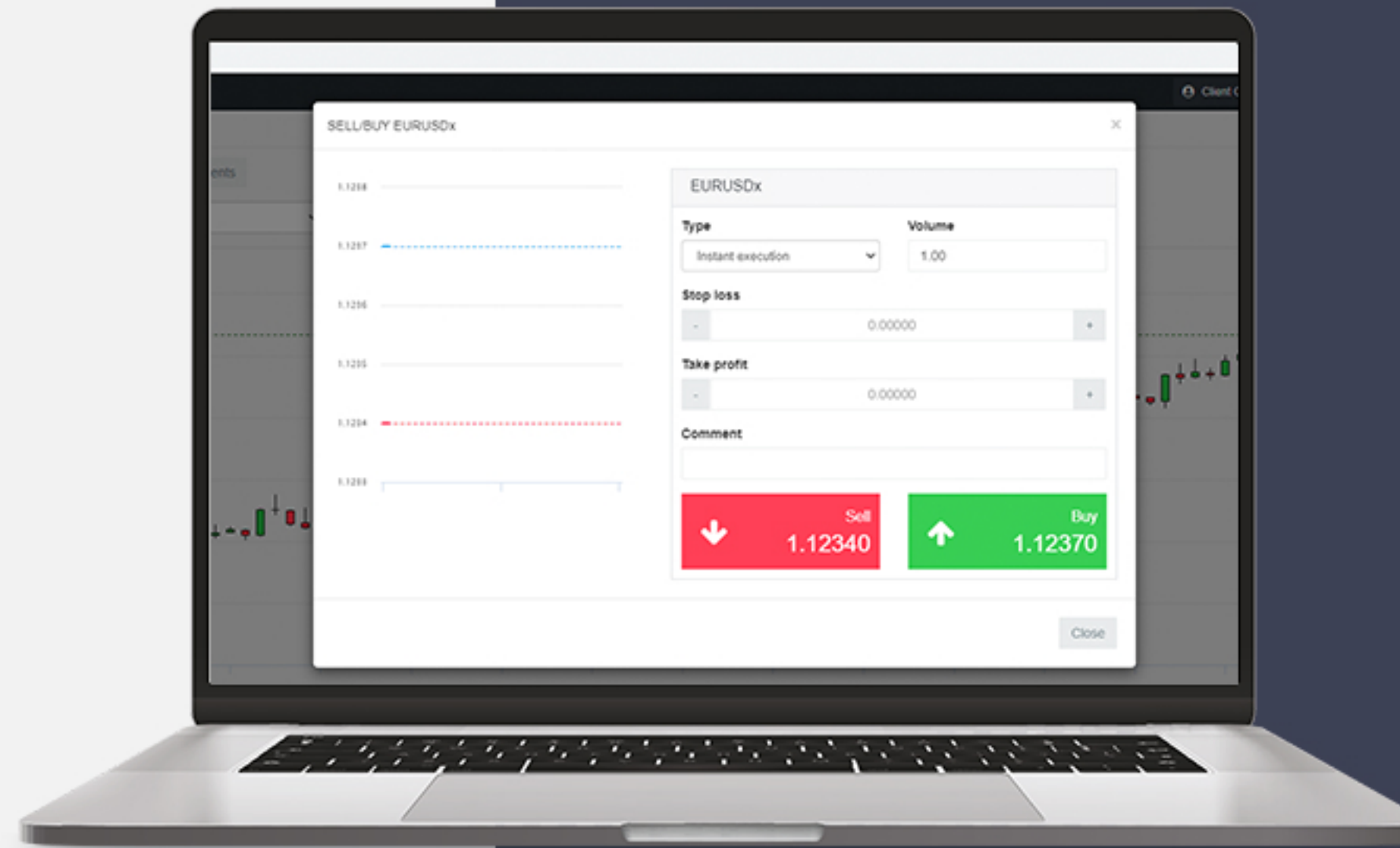
Dashboard



Chart



A window will pop up where you can set the parameters of your trade such as type of execution, the volume, and the Stop Loss/Take Profit levels. Besides, you can leave comments if necessary.



Once your trade is successfully opened, you can see its ticket in the **Open trades** tab at the bottom.

Here you can close or modify your open trade. For that left click the **Ticket** number, and a window will pop up.

If you want to close your trade fast, just click the **cross** button on the right.



Click to modify/close a trade

One click to close a trade

Open trades (0) Closed trades (5) Account history (3) Journal (11)								
Ticket	Time	Type	Volume	Symbol	Price	S/L	T/P	P
422356945	2020-07-01 16:59	0	121	#Ripple	0.1793	0	0	0
422356934	2020-07-01 16:59	1	76	AUDUSD	0.6922	0	0	0
422358782	2020-07-01 17:09	1	30	#Ripple	0.1745	0	0	0
422357186	2020-07-01 17:00	BuyLimit	30	#Litecoin	41.38	0	0	0

Open trades (2) Closed trades (2) Account history (3) Journal (3)								
29 May 2020 - 4 Jun 2020								
Ticket	Time	Type	Volume	Symbol	Price	S/L	T/P	Price
421058369	2020-06-03 21:46	Buy	1	#Ethereum	242.53	0	0	241.67
421058279	2020-06-03 21:45	Sell	1	EURUSDx	1.1234	0	0	1.1237
420948094	2020-06-02 16:06	Balance						

Open trades (2)		Closed trades (3)		Account history (3)		Journal (15)	
Time	Type						
2020-06-04 11:20:41	Ticket closed: #421058420 USDJPYx Sell 1 109.12 sl: 0.000 tp: 0.000						
2020-06-04 11:20:36	Attempt to close order: #421058420						
2020-06-04 11:20:25	Ticket opened: #421077318 GBPUSDx Buy 1 1.2539 sl: 0.00000 tp: 0.00000						
2020-06-04 11:20:20	Attempt to open order: Buy GBPUSDx; Volume: 1.00; Price: 1.25390; SL: 0.00000; TP: 0.00000;						
2020-06-04 11:19:24	: error						
2020-06-04 11:19:02	Attempt to close order: #421058420						

In the **Closed trades** tab you can view the history of your trades which can be sorted by time, volume, profit and other parameters.

The **Account history** tab shows all the debits and credits of your trading account.

The **Journal** tab keeps record of all activities on your account.

WEBTRADER TRADING PLATFORM

As you see, WebTrader has all key features, so trading in it is easy and convenient. Through this platform you can access your trading account from any device no matter where you are.

Trading on the financial markets involves risk. You should only risk the capital you can afford to lose. Past performance is not an indication of future results. This content is provided for educational and marketing purposes only. It is not investment advice.

CFDs are complex instruments and come with a high risk of losing money rapidly due to leverage.

72.54% of retail investor accounts lose money when trading CFDs with this provider.

You should consider whether you understand how CFDs work and whether you can afford to take the high risk of losing your money.